

REPORTS

SOLAR CELLS

Low trap-state density and long carrier diffusion in organolead trihalide perovskite single crystals

Dong Shi,^{1*} Valerio Adinolfi,^{2*} Riccardo Comin,² Mingjian Yuan,² Erkki Alarousu,¹ Andrei Buin,² Yin Chen,¹ Sjoerd Hoogland,² Alexander Rothenberger,¹ Khabiboulakh Katsiev,¹ Yaroslav Losovyj,³ Xin Zhang,⁴ Peter A. Dowben,⁴ Omar F. Mohammed,¹ Edward H. Sargent,² Osman M. Bakr^{1†}

The fundamental properties and ultimate performance limits of organolead trihalide MAPbX₃ (MA = CH₃NH₃⁺; X = Br[−] or I[−]) perovskites remain obscured by extensive disorder in polycrystalline MAPbX₃ films. We report an antisolvent vapor-assisted crystallization approach that enables us to create sizable crack-free MAPbX₃ single crystals with volumes exceeding 100 cubic millimeters. These large single crystals enabled a detailed characterization of their optical and charge transport characteristics. We observed exceptionally low trap-state densities on the order of 10⁹ to 10¹⁰ per cubic centimeter in MAPbX₃ single crystals (comparable to the best photovoltaic-quality silicon) and charge carrier diffusion lengths exceeding 10 micrometers. These results were validated with density functional theory calculations.

Solution-processed hybrid organolead trihalide (MAPbX₃) perovskite solar cells (PSCs) have now achieved 20.1% certified power conversion efficiencies (1), following a rapid surge of development since perovskite-based devices were first reported in 2009 (2). A key to the success of PSCs is the long diffusion length of charge carriers in the absorber perovskite layer (3). This parameter is expected to depend strongly on film crystallinity and morphology. Thermally evaporated MAPbI₃ films fabricated using a Cl[−]-based metal salt precursor were reported to exhibit carrier diffusion lengths three times those of the best solution-processed materials, yet no measurable Cl[−] was incorporated in the final films, hinting at a major but unclear mechanism in the control of crystallinity and morphology (4, 5). These observations suggest that there may be room to improve upon already remarkable PSC efficiencies via the optimization of three key parameters: charge carrier lifetime, mobility, and diffusion length.

The quest for further improvements in these three figures of merit motivated our exploration of experimental strategies for the synthesis of large single-crystal MAPbX₃ perovskites that would exhibit phase purity and macroscopic (millimeter)

dimensions. Unfortunately, previously published methods failed to produce single crystals with macroscopic dimensions large enough to enable electrode deposition and practical characterization of electrical properties (6). Past efforts based on cooling-induced crystallization were hindered by (i) the limited extent to which solubility could be influenced by controlling temperature, (ii) the complications arising from temperature-dependent phase transitions in MAPbX₃, and (iii) the impact of convective currents (arising from thermal gradients in the growth solution) that disturb the ordered growth of the crystals.

We hypothesized that a strategy using antisolvent vapor-assisted crystallization (AVC), in which an appropriate antisolvent is slowly diffused into a solution containing the crystal precursors, could lead to the growth of sizable MAPbX₃ crystals of high quality (with crack-free, smooth surfaces, well-shaped borders, and clear bulk transparency). Prior attempts to grow hybrid perovskite crystals with AVC have fallen short of these qualities—a fact we tentatively attributed to the use of alcohols as antisolvents (7). Alcohols act as good solvents for the organic salt MAX (8) due to solvent-solute hydrogen bond interactions; as a result, they can solvate MA⁺ during the ionic assembly of the crystal, potentially disrupting long-range lattice order.

We instead implemented AVC (Fig. 1A) using a solvent with high solubility and moderate coordination for MAX and PbX₂ [N,N-dimethylformamide (DMF) or γ-butyrolactone (GBA)] and an antisolvent in which both perovskite precursors are completely insoluble [dichloromethane (DCM)]. We reasoned that DCM, unlike alcohols, is an extremely poor solvent for both

MAX and PbX₂ and lacks the ability to form hydrogen bonds, thus minimizing asymmetric interactions with the ions during their assembly into crystal form. When combined with a slow and controlled diffusion rate into DMF or GBA, our approach established the conditions for all the ionic building blocks of the perovskite to be coprecipitated from solution stoichiometrically.

Using this method, we grew high-quality, millimeter-sized MAPbBr₃ and MAPbI₃ single crystals (fig. S1) (9) whose shape conformed to the underlying symmetry of the crystal lattice. The phase purity of the as-grown crystals was confirmed by x-ray diffraction (XRD) performed on powder ground from a large batch of crystals (Fig. 1B).

The synthesized crystals were of sufficient quality and macroscopic dimensions to enable a detailed investigation of the optical and charge transport properties. The absorbance of MAPbX₃ (X = Br[−] or I[−]) (Fig. 2) shows a clear band edge cutoff with no excitonic signature, which suggests a minimal number of in-gap defect states. For comparison, the absorption spectrum from the polycrystalline MAPbBr₃ (fig. S2) (9) and MAPbI₃ (5) thin films shows a peak near the band gap, which is often attributed to an excitonic transition. This observation is consistent with a substantial amount of disorder and lack of long-range structural coherence in nanostructured thin films (10). By extrapolating the linear region of the absorption edge to the energy-axis intercept (fig. S3) (9), we determined the optical band gaps of MAPbBr₃ and MAPbI₃ single

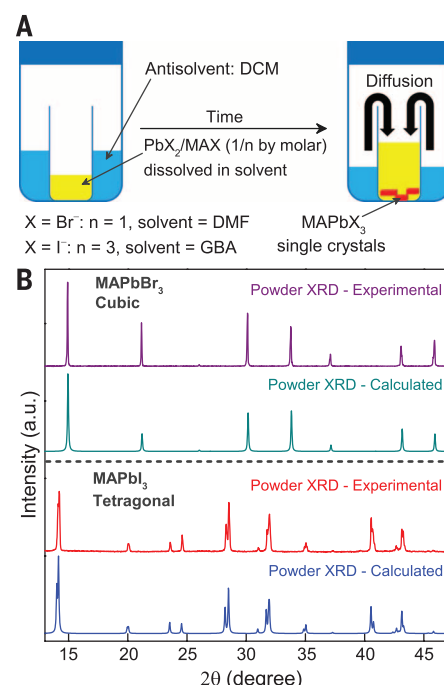


Fig. 1. Crystal growth and diffraction. (A) Schematic diagram of the crystallization process. (B) Experimental and calculated powder XRD profiles confirming the phase purity of MAPbX₃ crystals grown at room temperature (fig. S1). Single-crystal XRD data are given in (9).

¹Solar and Photovoltaic Engineering Research Center (SPERC), King Abdullah University of Science and Technology (KAUST), 23955-6900 Thuwal, Saudi Arabia.

²Department of Electrical and Computer Engineering, University of Toronto, Toronto, Ontario M5S 3G4, Canada.

³Department of Chemistry, Indiana University, Bloomington, IN 47405, USA. ⁴Department of Physics and Astronomy, University of Nebraska, Lincoln, NE 68588, USA.

*These authors contributed equally to this work. †Corresponding author. E-mail: osman.bakr@kaust.edu.sa

crystals to be 2.21 and 1.51 eV (Fig. 2), respectively. Both materials in their single-crystalline form exhibit a substantially narrower band gap

than the corresponding films, which could enhance photon harvesting and hence improve photocurrent generation.

As also shown in Fig. 2, both MAPbBr₃ and MAPbI₃ exhibit a narrow photoluminescence (PL) that peaks near the band edge. A noticeable

Fig. 2. Steady-state absorbance and photoluminescence.

(A) MAPbBr₃ single crystal.

(B) MAPbI₃ single crystal. Insets:

Absorbance versus photon energy and the determined band gap E_g . PL excitation wavelength was 480 nm.

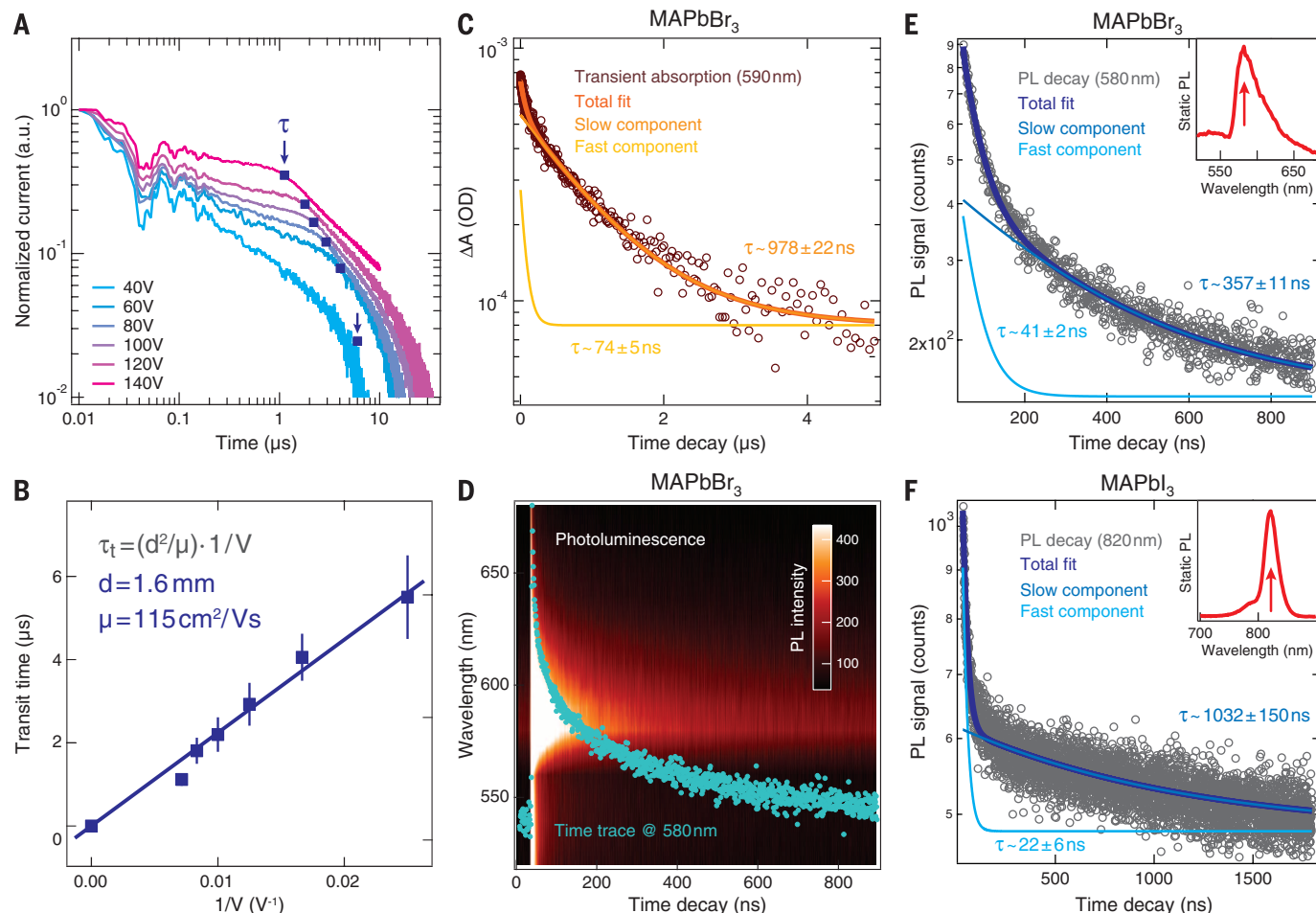
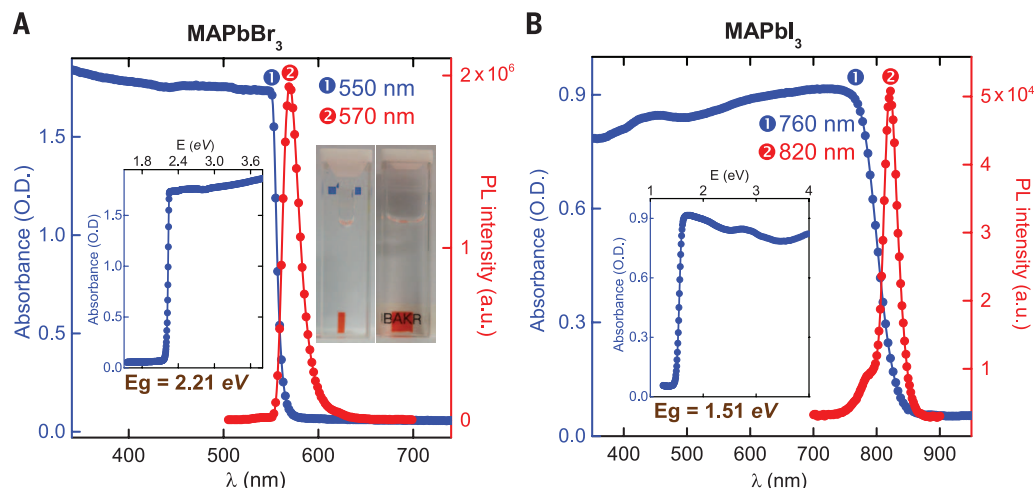


Fig. 3. Carrier mobility and lifetime measurements. (A) Time-of-flight traces showing the transient current after photoexcitation at time $t = 0$ in a bilogarithmic plot; the transit time τ_t is identified by the corner in each trace and marked by blue squares. (B) Linear fit of transit time versus inverse voltage V^{-1} . (C) Transient absorption in MAPbBr₃ crystals, evaluated at 590 nm, showing a fast component ($\tau \approx 74 \pm 5$ ns) together with a slower decay

($\tau \approx 978 \pm 22$ ns). (D) Time- and wavelength-dependent photoluminescence (PL) color map, with the time trace at $\lambda = 580$ nm superimposed (blue markers). (E) PL time decay trace on a MAPbBr₃ crystal at $\lambda = 580$ nm, with bi-exponential fits showing a fast ($\tau \approx 41 \pm 2$ ns) and a slow transient ($\tau \approx 357 \pm 11$ ns). (F) PL time decay trace on a MAPbI₃ crystal ($\lambda = 820$ nm, also showing a fast ($\tau \approx 22 \pm 6$ ns) and a slow ($\tau \approx 1032 \pm 150$ ns) component.

shoulder at ~ 790 nm in the PL of MAPbI₃ single crystals is in agreement with the PL from thin films (5), with the main PL peaking at 820 nm attributed to the intrinsic PL from the MAPbI₃ crystal lattice. A more structured PL spectrum was observed for polycrystalline MAPbBr₃ thin films (fig. S2) (9).

We investigated the key quantities that directly affect a material's potential for application in PSCs: carrier lifetime τ , carrier mobility μ , and carrier diffusion length L_D . In addition, we estimated the in-gap trap density n_{traps} in order to correlate the trap density with the observed diffusion length. For MAPbBr₃ single crystals, we first measured carrier mobility using the time-of-flight technique (11). The transient current was measured for various driving voltages (V), and the corresponding traces are shown in Fig. 3A on a bilogarithmic scale. The transit time τ_t defined as the position of the kink in the time traces, is marked by the blue squares, and the corresponding values are plotted in Fig. 3B as a function of V^{-1} . The mobility μ [$\mu = \mu_p \approx \mu_n$, where μ_p and μ_n are the hole and electron mobility, respectively (12, 13)] can be directly estimated from the transit time τ_t , sample thickness d , and applied voltage V as $\mu = d^2/V\tau_t$ (Fig. 3B) (9). Estimating mobility via a linear fit of τ_t versus V^{-1} led to an estimate of $115 \text{ cm}^2 \text{ V}^{-1} \text{ s}^{-1}$. Complementary Hall effect measurements at room temperature confirmed a carrier (holes) concentration of between 5×10^9 and $5 \times 10^{10} \text{ cm}^{-3}$, and provided a mobility estimate in the range from 20 to $60 \text{ cm}^2 \text{ V}^{-1} \text{ s}^{-1}$. Slightly lower mobilities obtained via the Hall effect may be ascribed to surface effects that are negligible for time-of-flight, which constitutes a bulk probe.

For MAPbI₃ single crystals, we estimated the carrier mobility using the space-charge-limited current (SCLC) technique. We measured the current-voltage (I - V) trace for the crystals and observed a region showing a clear quadratic dependency of the current on the applied voltage at 300 K (see fig. S8 for details). From this region, we could conservatively estimate the carrier mobility, obtaining the value $\mu = 2.5 \text{ cm}^2 \text{ V}^{-1} \text{ s}^{-1}$.

From the linear ohmic region, we also identified the conductivity of the crystal to be $\sigma = 1 \times 10^{-8} (\text{ohm}\cdot\text{cm})^{-1}$. Combining the information on mobility and conductivity, we estimated a carrier concentration of $n_c = \sigma/e\mu \approx 2 \times 10^{10} \text{ cm}^{-3}$ (where e is the electronic charge).

We estimated the carrier lifetime τ from transient absorption (TA) and PL spectra. Nanosecond pump-probe TA spectroscopy was carried out over a window covering the nanosecond-to-microsecond time scales in order to evaluate the fast ($\tau \approx 74$ ns) as well as the slow ($\tau \approx 978$ ns) carrier dynamics, as determined from biexponential fits. Time (t)- and wavelength (λ)-resolved PL maps $IPP(t, \lambda)$ (Fig. 3D) of single-crystalline MAPbBr₃ were acquired in the wavelength region around the main band-to-band recombination peak at 580 nm ($\lambda = 500$ to 680 nm). The time-dependent PL signals in single-crystalline samples of MAPbBr₃ and MAPbI₃ are shown in Fig. 3, E and F, respectively; the data were measured at the wavelength of the main PL peak—i.e., $\lambda = 580$ nm and $\lambda = 820$ nm for MAPbBr₃ and MAPbI₃, respectively (see insets).

The time-resolved traces are representative of the transient evolution of the electron-hole population after impulsive ($\Delta t \approx 0.7$ ns) photoexcitation. Biexponential fits were performed to quantify the carrier dynamics (fig. S4, blue traces) (9). Both the bromide- and iodide-based perovskite crystals exhibited a superposition of fast and slow dynamics: $\tau \approx 41$ and 357 ns for MAPbBr₃, and $\tau \approx 22$ and 1032 ns for MAPbI₃. We assign these two very different time scales to the presence of a surface component (fast) together with a bulk component (slow), which reveals the lifetime of carriers propagating deeper in the material. The relative contribution of these two terms to the static PL can be readily evaluated by integrating the respective exponential traces (the integral is equal to the product of the amplitude A and the decay time τ), which shows that the fast (tentatively surface) component amounts to only 3.6% of the total TA signal in MAPbBr₃, and to 12% and 7% of the total PL signal in MAPbBr₃ and MAPbI₃, respectively.

Ultimately, by combining the longer (bulk) carrier lifetimes with the higher measured bulk mobility, we obtained a best-case carrier diffusion length $L_D = (k_B T/e \cdot \mu \cdot \tau)^{1/2}$ (where k_B is Boltzmann's constant and T is the sample temperature) of $\sim 17 \mu\text{m}$ in MAPbBr₃; use of the shorter lifetime and lower mobility led to an estimate of $\sim 3 \mu\text{m}$. The same considerations were applied for the MAPbI₃ crystals to obtain a best-case diffusion length of $\sim 8 \mu\text{m}$ and a worst-case length of $\sim 2 \mu\text{m}$.

For comparison, we also investigated the PL decay of solution-processed thin films of MAPbBr₃ (fig. S5). We again found two dynamics: a fast decay ($\tau \approx 13$ ns) and a longer-lived component ($\tau \approx 168$ ns), in both cases faster than the single crystals. This result suggests a larger trap-induced recombination rate in the thin films, which are expected to possess a much higher trap density than the single crystals. Previous studies on non-Cl-doped MAPbI₃ nanostructured thin films also corroborate this trend, revealing a PL lifetime of ~ 10 ns and a carrier diffusion length of ~ 100 nm (3, 5).

Crystalline MAPbX₃ is characterized by a charge transport efficiency that outperforms thin film-based materials in mobility, lifetime, and diffusion length. To unveil the physical origins of this difference, we investigated the concentration of in-gap deep electronic trap states. We measured the I - V response of the crystals in the SCLC regime (Fig. 4). Three regions were evident in the experimental data. At low voltages, the I - V response was ohmic (i.e., linear), as confirmed by the fit to an $I \propto V$ functional dependence (blue line). At intermediate voltages, the current exhibited a rapid nonlinear rise (set in at $V_{\text{TFL}} = 4.6$ V for MAPbBr₃ and 24.2 V for MAPbI₃) and signaled the transition onto the trap-filled limit (TFL)—a regime in which all the available trap states were filled by the injected carriers (14). The onset voltage V_{TFL} is linearly proportional to the density of trap states n_{traps} (Fig. 4A). Correspondingly, we found for MAPbBr₃ single crystals a remarkably low trap density $n_{\text{traps}} = 5.8 \times 10^9 \text{ cm}^{-3}$, which, together with the extremely clean absorption and PL profiles (see again Fig. 2A), points to a nearly defect-free electronic structure. At high fields, the current showed a quadratic voltage dependence in the Child's regime. In this region, we extracted the value for the trap-free mobility μ . We found $\mu = 38 \text{ cm}^2 \text{ V}^{-1} \text{ s}^{-1}$ (Fig. 4A), a value in good agreement with the mobility extracted using time-of-flight and Hall effect measurements (fig. S7) (9). We determined a comparable low trap density $n_{\text{traps}} = 3.3 \times 10^{10} \text{ cm}^{-3}$ for MAPbI₃ single crystals using the same method (Fig. 4B).

The defect density measured for the room temperature-grown MAPbX₃ crystals was superior to a wide array of established and emerging optoelectronic inorganic semiconductors including polycrystalline Si ($n_{\text{traps}} \approx 10^{13}$ to 10^{14} cm^{-3}) (15, 16), CdTe/CdS ($n_{\text{traps}} \approx 10^{11}$ to 10^{13} cm^{-3}) (17), and copper indium gallium selenide (CIGS) ($n_{\text{traps}} \approx 10^{13} \text{ cm}^{-3}$) thin films (18), as well as organic materials such as single-crystal rubrene ($n_{\text{traps}} \approx 10^{16} \text{ cm}^{-3}$) (19) and pentacene ($n_{\text{traps}} \approx 10^{14}$ to 10^{15} cm^{-3}) (20). Only

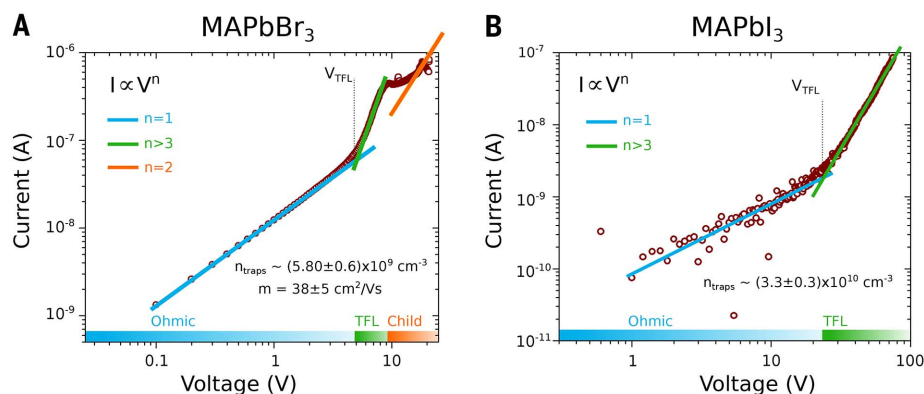


Fig. 4. Current-voltage traces and trap density. Characteristic I - V trace (purple markers) showing three different regimes for (A) MAPbBr₃ (at 300 K) and (B) MAPbI₃ (at 225 K). A linear ohmic regime ($I \propto V$, blue line) is followed by the trap-filled regime, marked by a steep increase in current ($I \propto V^{2-3}$, green line). The MAPbBr₃ trace shows a trap-free Child's regime ($I \propto V^2$, green line) at high voltages.

ultrahigh-quality crystalline silicon, grown at high temperatures, offers comparable or better deep trap densities ($10^8 < n_{\text{traps}} < 10^{15} \text{ cm}^{-3}$) (21, 22). The exceptionally low trap density found experimentally can be explained with the aid of density functional theory (DFT) calculations performed on MAPbBr₃, which predict a high formation energy for deep trap defects when MAPbBr₃ is synthesized under Br-rich conditions (e.g., from PbBr₂ and MABr), such as is the case in this study (9).

REFERENCES AND NOTES

1. National Renewable Energy Laboratory, Best Research-Cell Efficiencies; www.nrel.gov/ncpv/images/efficiency_chart.jpg.
2. A. Kojima, K. Teshima, Y. Shirai, T. Miyasaka, *J. Am. Chem. Soc.* **131**, 6050–6051 (2009).
3. T. C. Sum, N. Mathews, *Energy Environ. Sci.* **7**, 2518–2534 (2014).
4. C. Wehrenfennig, M. Liu, H. J. Snaith, M. B. Johnston, L. M. Herz, *Energy Environ. Sci.* **7**, 2269–2275 (2014).
5. S. D. Stranks et al., *Science* **342**, 341–344 (2013).
6. D. B. Mitzi, *Prog. Inorg. Chem.* **48**, 1–121 (1999).
7. Y. Tidhar et al., *J. Am. Chem. Soc.* **136**, 13249–13256 (2014).
8. M. Xiao et al., *Angew. Chem. Int. Ed.* **53**, 9898–9903 (2014).
9. See supplementary materials on Science Online.
10. J. J. Choi, X. Yang, Z. M. Norman, S. J. L. Billinge, J. S. Owen, *Nano Lett.* **14**, 127–133 (2014).
11. J. R. Haynes, W. Shockley, *Phys. Rev.* **81**, 835–843 (1951).
12. G. Giorgi, K. Yamashita, *J. Mater. Chem. A* **10**, 1039/C4TA05046K (2015).
13. E. Edri, S. Kirmayer, D. Cahen, G. Hodes, *J. Phys. Chem. Lett.* **4**, 897–902 (2013).
14. M. A. Lampert, P. Mark, *Current Injection in Solids* (Academic Press, New York, 1970).
15. J. R. Ayres, *J. Appl. Phys.* **74**, 1787–1792 (1993).
16. I. Capan, V. Borjanović, B. Pivac, *Sol. Energy Mater. Sol. Cells* **91**, 931–937 (2007).
17. A. Balcioglu, R. K. Ahrenkiel, F. Hasoon, *J. Appl. Phys.* **88**, 7175–7178 (2000).
18. L. L. Kerr et al., *Solid-State Electron.* **48**, 1579–1586 (2004).
19. C. Goldmann et al., *J. Appl. Phys.* **99**, 034507 (2006).
20. Y. S. Yang et al., *Appl. Phys. Lett.* **80**, 1595–1597 (2002).
21. J. R. Haynes, J. A. Hornbeck, *Phys. Rev.* **100**, 606–615 (1955).
22. J. A. Hornbeck, J. R. Haynes, *Phys. Rev.* **97**, 311–321 (1955).

ACKNOWLEDGMENTS

We thank N. Kherani, B. Ramautarsingh, A. Flood, and P. O'Brien for the use of the Hall setup. Supported by KAUST (O.M.B.) and by KAUST award KUS-11-009-21, the Ontario Research Fund Research Excellence Program, and the Natural Sciences and Engineering Research Council of Canada (E.H.S.).

SUPPLEMENTARY MATERIALS

www.sciencemag.org/content/347/6221/519/suppl/DC1

Materials and Methods

Figs. S1 to S12

References (23–44)

12 November 2014; accepted 19 December 2014

10.1126/science.aaa2725

SOLAR CELLS

High-efficiency solution-processed perovskite solar cells with millimeter-scale grains

Wanyi Nie,^{1*} Hsinhan Tsai,^{2*} Reza Asadpour,^{3†} Jean-Christophe Blancon,^{2†} Amanda J. Neukirch,^{4,5} Gautam Gupta,¹ Jared J. Crochet,² Manish Chhowalla,⁶ Sergei Tretiak,⁴ Muhammad A. Alam,³ Hsing-Lin Wang,^{2†} Aditya D. Mohite^{1†}

State-of-the-art photovoltaics use high-purity, large-area, wafer-scale single-crystalline semiconductors grown by sophisticated, high-temperature crystal growth processes. We demonstrate a solution-based hot-casting technique to grow continuous, pinhole-free thin films of organometallic perovskites with millimeter-scale crystalline grains. We fabricated planar solar cells with efficiencies approaching 18%, with little cell-to-cell variability. The devices show hysteresis-free photovoltaic response, which has been a fundamental bottleneck for the stable operation of perovskite devices. Characterization and modeling attribute the improved performance to reduced bulk defects and improved charge carrier mobility in large-grain devices. We anticipate that this technique will lead the field toward synthesis of wafer-scale crystalline perovskites, necessary for the fabrication of high-efficiency solar cells, and will be applicable to several other material systems plagued by polydispersity, defects, and grain boundary recombination in solution-processed thin films.

The recent discovery of organic-inorganic perovskites offers promising routes for the development of low-cost, solar-based clean global energy solutions for the future (1–4). Solution-processed organic-inorganic hybrid

perovskite planar solar cells, such as CH₃NH₃PbX₃ (X = Cl, Br, I), have achieved high average power conversion efficiency (PCE) values of ~16% using a titania-based planar structure (1–7) or ~10 to 13% in the phenyl-C₆₁-butyric acid methyl ester (PCBM)-based architecture (8–10). Such high PCE values have been attributed to strong light absorption and weakly bound excitons that easily dissociate into free carriers with large diffusion length (11–13). The average efficiency is typically lower by 4 to 10% relative to the reported most efficient device, indicating persistent challenges of stability and reproducibility. Moreover, hysteresis during device operation, possibly due to defect-assisted trapping, has been identified as a critical roadblock to the commercial viability of perovskite photovoltaic technology (14–17). Therefore, recent efforts in the field have focused on improving film surface cov-

erage (18) by increasing the crystal size and improving the crystalline quality of the grains (19), which is expected to reduce the overall bulk defect density and mitigate hysteresis by suppressing charge trapping during solar cell operation. Although approaches such as thermal annealing (20, 21), varying of precursor concentrations and carrier solvents (22), and using mixed solvents (23) have been investigated, control over structure, grain size, and degree of crystallinity remain key scientific challenges for the realization of high-performance devices.

Here, we report a solution-based hot-casting technique to achieve ~18% solar cell efficiency based on millimeter-scale crystalline grains, with relatively small variability (~2%) in the overall PCE from one solar cell to another. Figure 1A schematically describes our hot-casting process for deposition of organometallic perovskite thin films. Our approach involves casting a hot (~70°C) mixture of lead iodide (PbI₂) and methylamine hydrochloride (MACl) solution onto a substrate maintained at a temperature of up to 180°C and subsequently spin-coated (15 s) to obtain a uniform film (Fig. 1A). In the conventional scheme, the mixture of PbI₂ and MACl is spin-coated at room temperature and then post-annealed for 20 min on a hot plate maintained at 100°C. Figure 1, B to D, illustrates the obtained crystal grain structures using this hot-casting technique for various substrate temperatures and processing solvents. We chose a PbI₂/MACl molar ratio of 1:1 in all experiments described in this Report to achieve the basic perovskite composition and the best morphology (see fig. S1 for images). We observed large, millimeter-scale crystalline grains with a unique leaf-like pattern radiating from the center of the grain [see scanning electron microscopy (SEM) image of microstructure in fig. S2]. The x-ray diffraction (XRD) pattern shows sharp and strong perovskite (110) and (220) peaks for the hot-casted film, indicating a highly oriented crystal structure (fig. S3). The grain size increases markedly (Fig. 1, B and D) as the substrate temperature increases from room temperature up to 190°C or when using solvents with a higher boiling point, such

¹Materials Physics and Application Division, Los Alamos National Laboratory, Los Alamos, NM 87545, USA. ²Physical Chemistry and Applied Spectroscopy Division, Los Alamos National Laboratory, Los Alamos, NM 87545, USA. ³School of Electrical and Computer Engineering, Purdue University, West Lafayette, IN 47907, USA. ⁴Theoretical Chemistry and Molecular Physics Division, Los Alamos National Laboratory, Los Alamos, NM 87545, USA. ⁵Center for Nonlinear Studies, Los Alamos National Laboratory, Los Alamos, NM 87545, USA. ⁶Materials Science and Engineering, Rutgers University, Piscataway, NJ 08854, USA. *These authors contributed equally to this work. †These authors contributed equally to this work. ‡Corresponding author. E-mail: amohite@lanl.gov (A.D.M.); hwang@lanl.gov (H.-L.W.)

Low trap-state density and long carrier diffusion in organolead trihalide perovskite single crystals

Dong Shi, Valerio Adinolfi, Riccardo Comin, Mingjian Yuan, Erkki Alarousu, Andrei Buin, Yin Chen, Sjoerd Hoogland, Alexander Rothenberger, Khabiboulakh Katsiev, Yaroslav Losovyj, Xin Zhang, Peter A. Dowben, Omar F. Mohammed, Edward H. Sargent and Osman M. Bakr

Science **347** (6221), 519-522.
DOI: 10.1126/science.aaa2725

Large-crystal perovskite films

The performance of organic-inorganic hybrid perovskite planar solar cells has steadily improved. One outstanding issue is that grain boundaries and defects in polycrystalline films degrade their output. Now, two studies report the growth of millimeter-scale single crystals. Nie *et al.* grew continuous, pinhole-free, thin iodochloride films with a hot-casting technique and report device efficiencies of 18%. Shi *et al.* used antisolvent vapor-assisted crystallization to grow millimeter-scale bromide and iodide cubic crystals with charge-carrier diffusion lengths exceeding 10 mm.

Science, this issue p. 522, p. 519

ARTICLE TOOLS

<http://science.sciencemag.org/content/347/6221/519>

SUPPLEMENTARY MATERIALS

<http://science.sciencemag.org/content/suppl/2015/01/28/347.6221.519.DC1>

RELATED CONTENT

<http://science.sciencemag.org/content/sci/347/6221/522.full>
<http://science.sciencemag.org/content/sci/347/6225/967.full>

REFERENCES

This article cites 38 articles, 1 of which you can access for free
<http://science.sciencemag.org/content/347/6221/519#BIBL>

PERMISSIONS

<http://www.sciencemag.org/help/reprints-and-permissions>

Use of this article is subject to the [Terms of Service](#)